

Quality Resort Horizons

Kosciuszko Rd Jindabyne NSW 2627

Quality Resort Horizons offers self contained apartments, all with private balconies offering breathtaking lake and mountain views. There are 5 designated accessible apartments in the resort. Horizons also offers McEvoy's Licensed Restaurant, breakfast bar, tennis court, indoor pool, gym, internet access and two conference centres. Horizons is internationally rated as 4 Star by AAA Tourism



Reservations:

Phone: 1800 245 141 or 02 6456 2562
Fax: 02 6456 2488
Email: stay@horizonsresort.com.au
Web: www.horizonsresort.com.au
TTY: N/A

Transport:

Horizons is located on Kosciuszko Rd in the town centre of Jindabyne. There's no public transport but an access cab does exist in Jindabyne (131008) otherwise private vehicle is the only option.

Reception:

The check-in/reception area has an undercover, flat parking/drop off zone within 5 metres of the entrance to reception. The ground surface of this area is pebblecrete. The entry to reception is flat through a wide automatic door. The floor surface inside the reception area is tile. Access to the reception counter is via a set of 6 stairs with a handrail, therefore wheelchair check-in may require some prior arrangement.



Path of Travel:

The path of travel from reception to accommodation is approximately 200 metres via the driveway.

Parking:

There is a designated undercover accessible parking spot for each apartment. Each parking spot measure 5.4 x 3.5 metres. Parking is within 10 metres of the flat entry door.



Apartment Accommodation

Entry:

There is flat entry into the apartment complex. The door is glass and wooden with a clear door width of 840mm and a knob handle with centre key lock at 970mm height. The path of travel to the apartments is through a hallway that is 1060mm width. The door into the apartment has a clear door width of 800mm and a knob handle with centre key lock at 970mm height.

Living Area:

The apartment has a living area with lounge, television and pedestal table (height 740mm with 700mm knee space). There is adequate circulation space in the living area and the floor surface is carpet. The switches are at 1000mm height with a remote control for the television and telephone on the small table beside the lounge. There is a sliding door that has a small 50mm lip which leads to a private balcony.



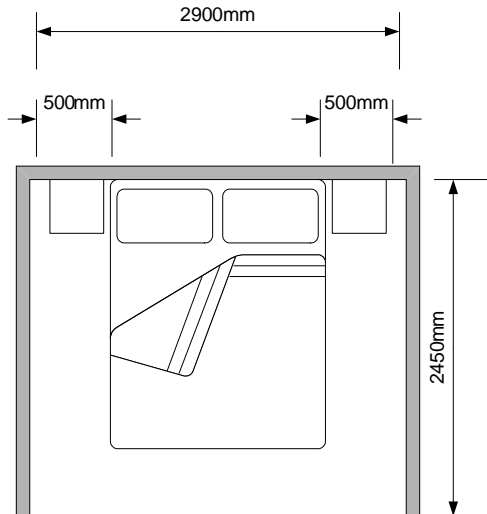
Kitchen:

There are kitchen facilities in the apartment living area with the bench at a height of 940mm. The crockery and microwave in the kitchen are usually stored in the high cupboards, however, if organised prior to arrival, the staff will happily move them to a lower position.



Bedrooms:

There is a king sized zip bed situated in a small 3 walled room that has a curtain which can be closed for privacy. There is 500mm on each side of the king bed to the wall with space for transfer situated at the bottom of the bed. The height of the bed is 600mm (which could be raised if necessary) with 150mm space under the bed. The floor surface in the bed area is carpet. The hanging space for the apartment is in a wardrobe at a height of 1140mm.



Bathroom:

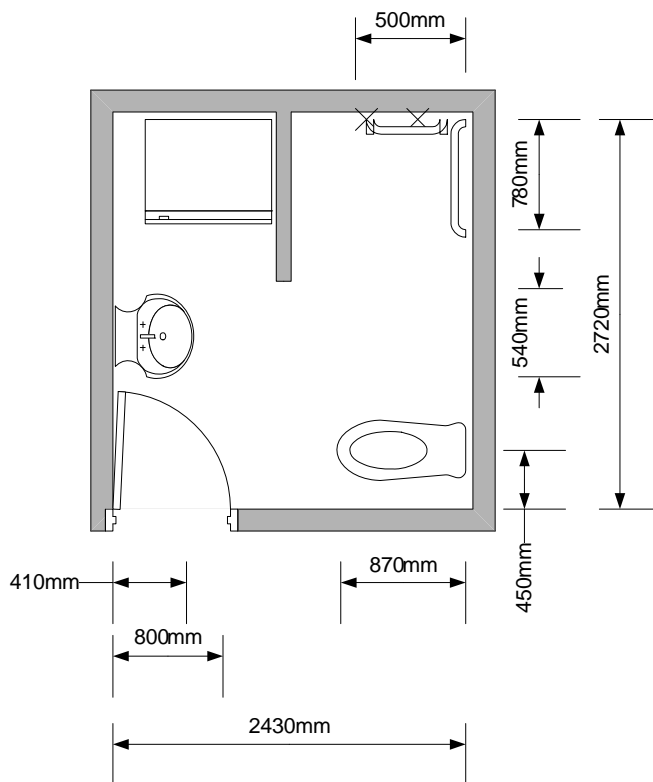
The apartment has a bathroom area which contains shower, toilet and laundry facilities. Entry to the bathroom is through an inwards opening door width 800mm with a knob handle at 1000mm. There is adequate circulation space within the room. The shower is free of hobs and steps and has a hanging shower curtain. There is an adjustable hand held shower rose with star capstan taps at 1140mm height. The shower has a fold down shower seat dimensions 1000mm length, 400mm depth, 480mm height. There is a corner horizontal grab rail 820mm height.



The toilet is a left hand transfer with 260mm to the nearest wall. The height of the seat is 460mm and the distance from the midline to the wall is 450mm. The front of the seat is

870mm from the rear. The toilet has a horizontal rear grab rail that is 800mm height and 300mm length and a side L-shaped grab rail that has a minimum height of 800mm.

The washbasin is 710mm height, 410mm depth, 540mm length with 650mm clear knee space. The tap is a single mixer lever tap at 760mm height. The frontloading washer/dryer is also located in the bathroom with a laundry sink.



Main Building:

The main building contains the indoor pool, the conference room, the restaurant, lounge area and breakfast bar. These areas are interconnected with a series of indoor ramps (4-8% gradient and 1200mm width) next to stairs.



Path of travel

The path of travel from the accessible units to the restaurant follows a ramped pathway. The ramp gradient begins at 4% with a 7.5 % maximum gradient. The ramp path width is 2260mm and it has good grip concrete. There is a hand rail on ramp at 900mm. The ramp curves around and is approximately 30 metres in length, with approximately 10 metres between each landing. The area is well lit.



Entry

The entry to the Dining building has a small step 120mm height (as shown in the photo). The door has a clear door width of 1200mm and a pull handle at 1050mm height.




Breakfast Bar

The breakfast bar is a self service area which is 760mm height. There is a minimum of 1400mm distance between the bars. The distance between the table for circulation is minimum of 1400mm and the table height is 740mm with 700mm knee space. The tables are pedestal style.



Restaurant

The restaurant is set on 2 levels with stairs leading to the upper level. The lower level has 2 tables which can be booked on request. The lighting in the restaurant area is bright. There is currently no large print menu available.



Bathroom

There is an accessible, clearly signed, unisex toilet and shower in the main building which has been built to the Australian standards. The room is 1640mm x 2500mm with an inward opening door (clear door width 800mm with a pull handle). The toilet has a side grab rail minimum height 800mm. The shower has an adjustable hand held shower rose with lever taps at 1000mm height and a shower chair (dimensions 270mm depth, 450mm length, 480mm height). The shower also has a rear grab rail at 800mm height. The washbasin is 860mm height, 720mm knee space, 430mm depth and 550mm length. This bathroom facility also has a baby change table available (height 970mm).





Other Facilities:

Horizons Quality Resort also offers an outdoor tennis court, gym (accessible from the car park, no steps) and an indoor swimming pool.

Tennis Court

The tennis court is situated next to and on the same level as the main building. It is approximately 100m from the accommodation. There is seating adjacent to the activity with adequate circulation in the observer area for wheel chairs to be maneuvered without impinging on the participants. The surface of the course is compact fake grass.



Swimming Pool

The indoor pool located in the main building the floor surface in the pool area is slip resistant with tactile tiles marking the edge of the pool. There is seating adjacent to the pool. The pool does not have a hoist or ramp, however the level is graduated from shallow to deep.



Emergency:

Each building has a number of emergency entry/exit points. A documented emergency procedure is in each room. The alarm is audio and a Warden will seek to evacuate guests to safe refuge. Exit from the site would be via the driveway.