

River Inn, Thredbo

Friday Drive
Thredbo NSW 2625

The River Inn is the only ski in, ski out hotel accommodation in Thredbo, which is located seconds away from lifts. The River Inn is open both summer and winter and has two accessible rooms. The River Inn is also home to the River Rock Café, a bistro that serves a continental breakfast in summer and a hot breakfast in winter, and Rivers Restaurant which is open nightly throughout winter and is set to open during summer.

Reservations:

Phone: 02 6457 6505
Mobile: 0413 803 339
Fax: 02 6457 6585
Web: www.riverinn.com.au
Email: nino@riverinn.com.au
TTY: n/a



Transport:

Transport to Thredbo may be via private car or coach, an accessible Taxi service is also available to be booked for transport from Jindabyne.

Parking:

Parking in Thredbo is limited to the designated parking areas within the village. Therefore there are no designated accessible parking spots outside the River Inn. However, there is a drop off area outside reception. Cars must then be parked in the overnight car parking area located just across the street as well as down along the side of the road. If parking is an issue or assistance with luggage is required contact the friendly River Inn staff, they are very willing to help.



Approach and Entry:

There is a clear path of travel from the drop off area outside the entrance to the reception desk. If you are accessing the River Inn from the road the driveway has a 14% gradient for approximately 10 metres. The entry is flat through double push/pull doors with minimum door width 820mm (for a single door). The door handle is a lever at 1000mm height. There is plenty of circulation space in the foyer which has a short pile carpet floor surface.

Reception:

The reception area is free of hazards with adequate circulation space. The area is well lit with clear, effective signage. The reception desk is 960mm height with no knee space.



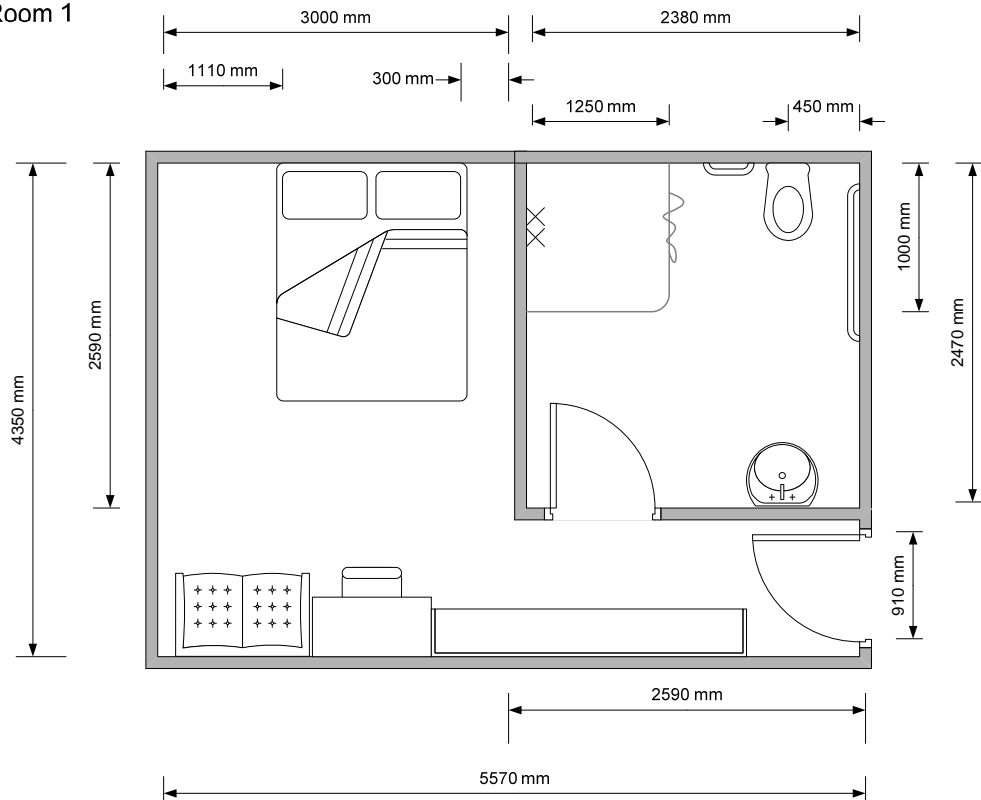
Accommodation:

The River Inn has two accessible rooms Room 1 and Room 2. Room 1 is about 30 metres from the reception desk, all on the same level with a flat carpeted surface. The entry to the room is flat through a wooden door with minimum door width of 910mm and lever handle at 1100mm. The light switches and controls in the room are at 720mm height, all except one are located further than 500mm from internal corners. The television has a remote control. There is adequate circulation space in the room which has a short pile carpet floor surface. The hanging space in the room is 1300mm height.

The room has a queen bed, desk and chair, tea/coffee making facilities and an ensuite bathroom. The tea/coffee making facilities are 830mm height. The desk is 750 mm high with 620 mm clear knee space. There is 1110 mm on the left hand side of the bed, the height of the bed is 620 mm. It can be raised if necessary. It has wheels, but a low clearance (110mm under the bed) so blocks can be put underneath if needed.



Thredbo River Inn Room 1



The entry to the ensuite bathroom is through an inwards opening door with minimum door width 880mm and a knob handle at 1060mm. The bathroom is tiled and has adequate circulation space. The shower is free of steps, hobs and tracks with a hanging shower curtain. It has an adjustable handheld shower rose with star capstan taps at 1200mm height. The shower has a single vertical grab rail next to the taps from 800-1100mm height. There is a free standing shower chair available for use.



The toilet is left hand transfer 1700mm from the far wall and 260mm from the closest wall. The height of the seat is 450mm. The distance from the front of the seat to the rear is 800mm. The toilet has a rear horizontal grab rail which is 670mm height and a side horizontal to diagonal grab rail which is minimum height 670mm. The washbasin has a height of 760 mm and a knee space of 650mm. The taps are star capstan at a height of 900mm. The mirror is 1100mm at its lowest point.



The family room (room 2) has a queen bed the other has a queen bed and a bunk bed so it is ideal for families. The room has the dimensions of 3150 mm x 5500 mm and the bathroom is identical to room 1.



Restaurant Area:

There is an elevator that goes from reception up one level to the restaurants. Please see staff about the use of the elevator. There are two eating options on this level of the River Inn The River Rock Café and Rivers Restaurant.

Rivers Restaurant:

Rivers restaurant is a fine dining licensed restaurant with seating for approximately 100 people. For flat entry you must travel from the elevator through the bistro, then outside and enter the restaurant from the door outside. The door has 1000mm minimum width and push/pull door handle at 910mm height. This restaurant is table service with a counter which is 1200mm height. The tables are pedestal style 770mm height with 730mm clear knee space. There is adequate circulation space between the tables, the floor surface is carpet.



The accessible toilet for the restaurant is located in the River Rock Café.

The River Rock Café:

The River Rock Café which is a bistro style dining area. The entry to the bistro from the elevator is flat through a door with minimum width 1080mm and a push/pull handle at 900mm. The door is relatively easy opening. There is a counter at a height of 860mm in which to place your plate/tray, the self serve counter is just above it at 1220mm. Staff are available to assist anyone who can not reach the self serve counter. The bistro counter is well lit with clear signage.



The floor surface in the dining area of the bistro is short pile carpet and tile. The furniture is movable and there is adequate circulation space between tables (minimum distance 870mm). The tables are pedestal style square tables with height 760mm and knee space 720mm. The lighting in the room is bright. There is currently no large print menu available.




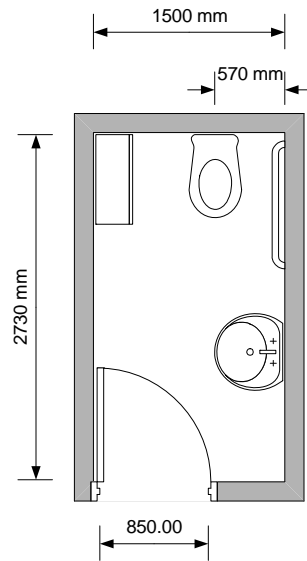
Toilet:

There is a clearly signed unisex accessible toilet located at the rear of the River Rock Café. It has an inwards opening door with minimum door width 850mm with a lever handle at 1060mm height. The toilet is left hand transfer with a side grab rail (horizontal height 650mm). The washbasin height is 820mm with knee space 720mm and star capstan taps at 870mm height. The minimum mirror height is 1010mm.



Thredbo River Inn
Restaurant
Bathroom

 = baby change



Other Facilities:

In the reception/downstairs area of the hotel there is also a bar and internet access area which both have flat entry from reception.



Emergency:

A documented emergency procedure is displayed on the door of each room. The alarm is audio and a Warden will seek to evacuate guests to safe refuge. Each building has a number of emergency entry/exit points. Exit from the site would be via Friday Drive.