

## Jindabyne Sport and Recreation Centre Finkso's Lodge

207 The Barry Way,  
Jindabyne 2627

The NSW Department of Sport & Recreation facility caters for school, sporting and other groups as well as independent travellers. Finkso's Lodge offers accessible accommodation for the individual or family travellers. It comprises three apartment styled accommodations of three bedrooms, bathroom and an accessible bathroom, plus four motel styled rooms with accessible bathrooms. All the bedding is bunk styled with double below a single. In addition Finkso's lodge offers a laundry, drying room and barbecues.

### **Reservations:**

Phone: 61 2 6450 0200  
TTY: Nil  
Web: <http://www.dsr.nsw.gov.au/jindabyne/index.asp>  
Email : [jindabyne@dsr.nsw.gov.au](mailto:jindabyne@dsr.nsw.gov.au)

### **Transport:**

The Sport & Recreation Centre is a couple of kilometres out of Jindabyne on The Barry Way. There is no public transport but an access cab does exist in Jindabyne (131008) otherwise private vehicle is the only option.

### **Parking:**

There is a paved dedicated parking space by Reception. Parking at Finkso's Lodge is open, although passengers could be dropped off undercover, on a generally level gravel carpark area with no marked spaces.

### **Reception entry and foyer:**

Reception offers a designated semi-undercover parking space on a level surface. Parking is adjacent to the entry which has been paved to remove the step in – the grade is 9% (1:11), and the inward opening, hinged door with lever handle at 1.18m closes automatically.

The Reception foyer is tiled and brightly lit; the Reception desk is well designed offering knee space at 800mm high. An accessible public telephone and drinking fountain are located around the corner from the Reception door. Arrangements can be made in advance to be met at Finkso's Lodge.



**Photo of Reception with car parking space**



**Photo of reception desk**

### **Signage, Toilets and Telephones:**



An accessible phone and drinking fountain are provided outside the reception building.  
Refer to information in the room.



outside the reception

**Lifts:**

NA

**Photo: Drinking fountain & phone by Reception.**

**Corridors:**

NA

**Photo: Finsko's Lodge from the car park.**



**Accommodation:**

Finsko's Lodge offers accessible accommodation in the following layouts:

- Room 9 Motel styled room, kitchenette, accessible bathroom
- Room 10 Motel styled room, kitchenette, accessible bathroom
- Room 11 Motel styled room, kitchenette, accessible bathroom
- Unit 12 Three bedrooms, kitchen/living, two bathrooms – one accessible.
- Unit 14 Three bedrooms, kitchen/living, two bathrooms – one accessible.
- Room 15 Motel styled room, kitchenette, accessible bathroom
- Unit 16 Three bedrooms, kitchen/living, two bathrooms mirror image of each other.

**Room 15**

The main door clear width is 870mm (lever handle at 960mm, keyed entry, no automatic closer) and opens into a corridor 1.55m wide (at its narrowest point where there is a ski stand) before opening into the bedroom. The room is set up with one double sized bed with bunk above. The double bed height is just 500mm with more than 200mm clear space underneath (310mm). Management has a set of bed blocks and will happily rearrange the room furniture (and remove the bunk section if required).

There is a substantial amount of circulation space particularly when the bed is against the bathroom wall (the room measures 5.3mX4.2m). Reachable hanging space is provided, the TV is operated by remote control but there's no Teletext. Telephone is reachable but not easily from bed. Tea and coffee making can be reached while knee space is gained by opening the cupboard doors (bench top 820mm, clear underneath space 745mm). The airconditioning (heater) controls are located below 1m. The curtains can be opened/closed.

**Photo: Room 15 Entry & Internal corridor**



**Photo: Bunk Bed**



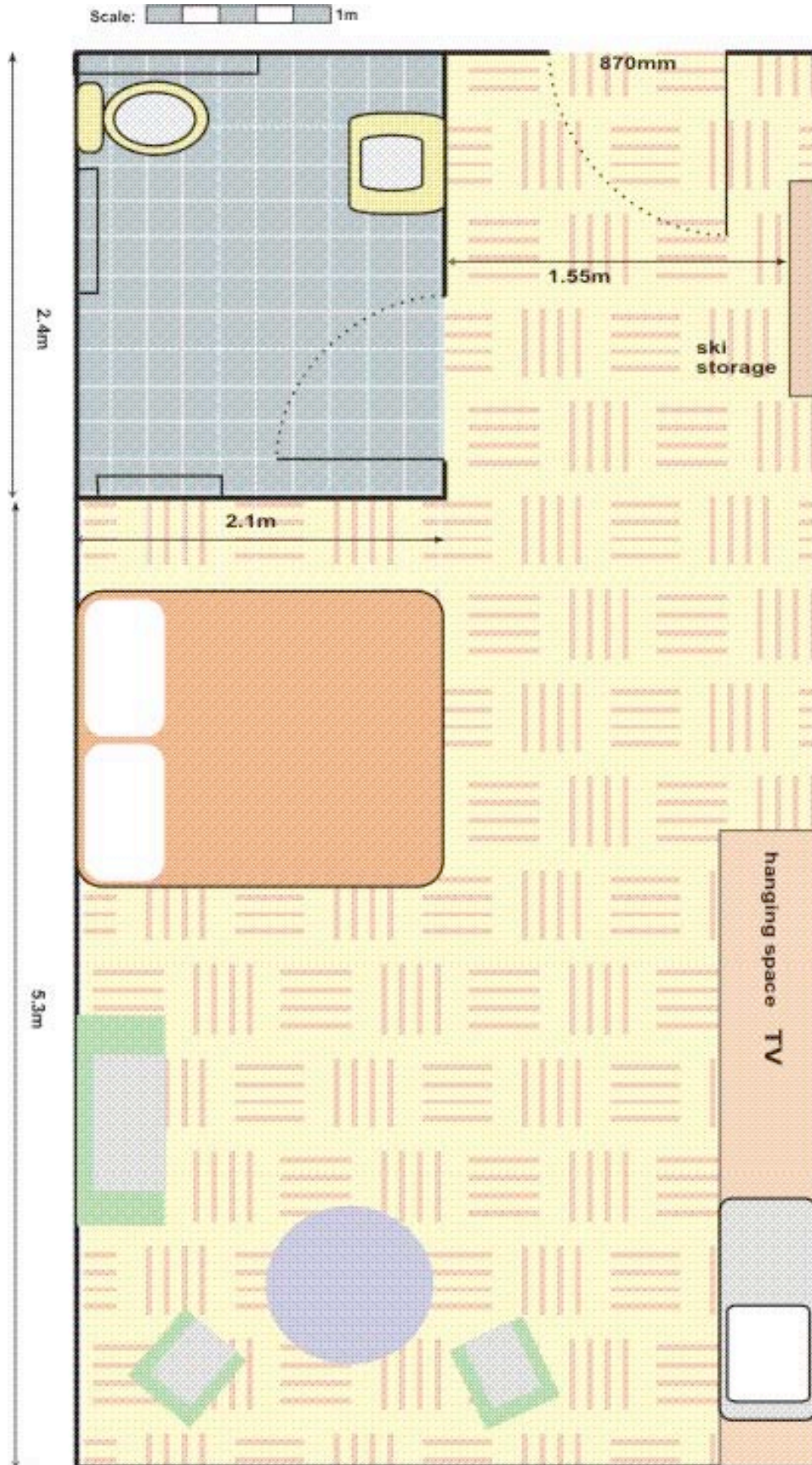
***Bathroom:***

The bathroom door clear width is 870mm, with lever handle 1m high and opens inwards – there is a 2cm lip. There is a wheel-in shower with hand held rose, grab rails height 810mm and lever tap 920mm. Portable shower seat is provided. The toilet height is 445mm, centre to side wall 350mm, front of bowl to rear wall 760cm, the grab rail height 810mm. Basin height offers 700mm clearance at the front with a lever tap. Light switches are “quad switches” at about 900mm.

**Photo: Bathroom interior Photo: Bathroom interior**



**Room 15 Floor plan**

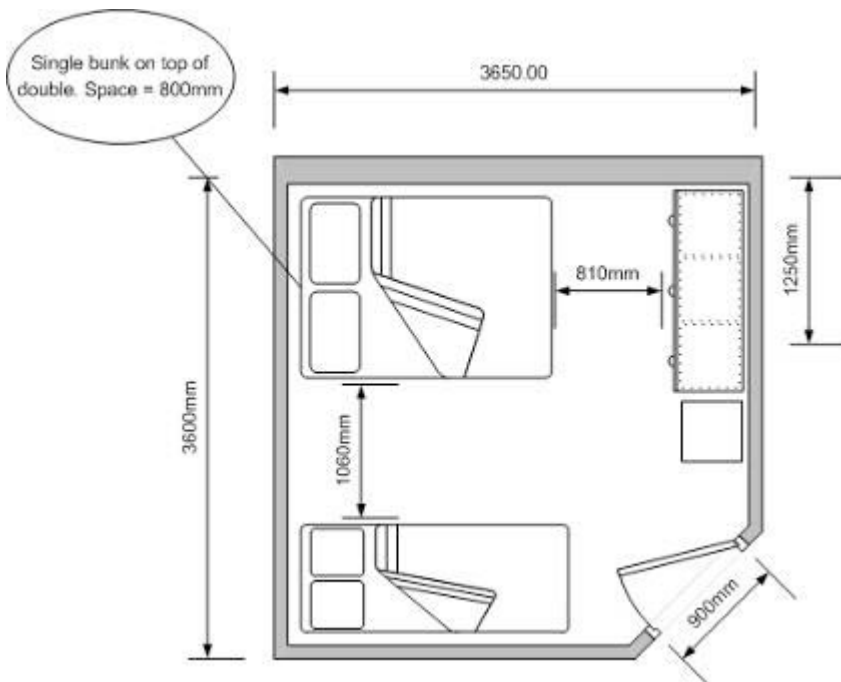


### Unit 14

The main door clear width is 860mm (lever handle at 960mm, keyed entry, no automatic closer). The main room comprises kitchen, dining area and lounge. Reachable hanging space is provided, the TV is operated by remote control but there's no Teletext. Telephone is located in the lounge area. Tea and coffee making can be reached while knee space is gained under the sink by opening the cupboard doors (bench top 820mm, clear underneath space 745mm). The airconditioning (heater) controls are located below 1m. The curtains can be opened/closed and there's a level exit to a rear patio/barbecue area.



Three bedrooms are set up with one double sized bed with bunk above and a single bed. The double bed height is 500mm with more than 200mm clear space underneath (310mm). Management has a set of bed blocks and will happily rearrange the room furniture (and remove the bunk section if required).



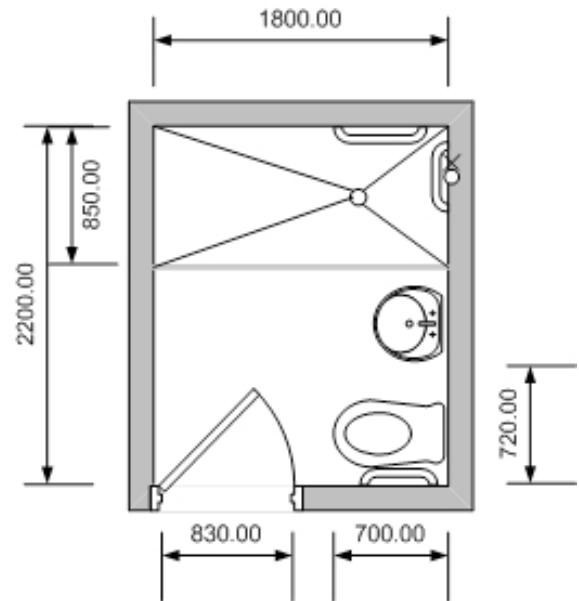
**Bathrooms Room 14:**

In Unit 14, two bathrooms are available, however Bathroom 2 has a fixed short shower screen which limits entry and circulation space. For Bathroom 1, the bathroom door clear width is 800mm, with lever handle 900mm high and opens inwards. There is a wheel-in shower with hand held rose, grab rails height 810mm and lever tap 1200mm. Portable shower seat is provided. The toilet height is 400mm, centre to side wall 400mm, front of bowl to rear wall 700mm, the horizontal grab rail height 700mm. Basin height offers 700mm clearance at the front with a lever tap. Light switches are at about 900mm.

**Photo: Bathroom 1 Rm14**



**Photo: Bathroom 1 Floor plan Rm14**



**Photo: Bathroom 2 Rm14**



**Unit 16**

This unit, like No 14, comprises three bedrooms and two bathrooms. The bathrooms are mirror image with the following key details:

- Shower area 1000mm x 1200mm.
- Toilet had side rail 900mm horizontal to ground
- End of toilet 750mm from back wall,
- 52mm from side wall
- Height of basin 750mm.

**Restaurant and Bar:**

There are two dining options depending upon the usage. Moguls Restaurant is open during the winter snow season and when certain groups are in residence. The Dining Hall is open when school groups are in residence. Both dining options offer access with accessible toilets.

**Photo: Formal entry to the dining hall**



**Moguls Restaurant** (Licensed, A La Carte) is located soon after entering the property, up the hill from Reception. Limited parking is available (no dedicated spaces) with a grade of 20% (1:5). A second spot provides near level access.



**Photos: Moguls Car park, ramp, entry & interior**

The **Dining Room** caters for school groups employing a self-service styled counter for cutlery and food. The main entry is via a couple of steps or via steeply graded path (15% or 1:7) from the rear car park.



**Photos: Dining hall deck & servery counter**



**Photo: Rear exit from Dining Hall to paved path to carpark**

***Swimming pool & Gymnasium:***

There is no pool but there is a gymnasium and outdoor courts. One dedicated parking space is signed adjacent to the outdoor courts and across the road from the gym. However, there is no crossover (kerb cut) to facilitate access to the footpath leading to the covered picnic table and outdoor courts. The placement of the picnic table and roof supports may also impede the accessible path of travel along the paved path to the courts' entry gate.

**Photo: Dedicated car space & path to tennis courts**



**Photo: Path at top of steps and gym entry**



The gym provides a toilet signed as accessible, however the shower is part of the open plan general shower area.

**Photos: Toilet door & signage, toilet interior**



**Photo: General shower**



***Emergency:***

A documented emergency procedure is in each room. The alarm is audio and a Warden will seek to evacuate guests to safe refuge.

***Other:***

Management can arrange equipment hire, for example a hoist.

The Conference Room is conveniently placed near Finsko's Lodge with an accessible path of travel between the two. There is a lip up and into the room and an induction loop is currently unavailable in the conference room.